

HOLIDAY HOMEWORK

CLASS: PRE SCHOOL

Our commitment to providing a meaningful and constructive engagement for your child during the summer break remains steadfast. In a world where distractions are abundant and the allure of screen time can often dominate free time, we recognize the importance of offering opportunities for children to engage in activities that are not only enjoyable but also enriching. With this in mind, our Summer Holiday Homework is designed to foster growth and creativity in young minds.

We believe that this Holiday Homework will not only keep our children intellectually stimulated and academically engaged but also cultivate important life skills in them.

Thank you for entrusting us with the educational well-being of your child. Together we can make this journey of your child a truly transformative and memorable one.

Activity 1- Get Close to Nature

Take your child for regular morning walk to breathe in fresh air. Make him/her aware of the benefits of morning walk and tell him/her about different types of plants, flowers and birds so he/she can generate love for nature.

Activity 2- Let's converse in English

To enhance oratory skills in children, encourage simple English conversations at home. Parents can help by translating daily commands into English, making it a fun and engaging learning experience. This consistent practice fosters language development and builds confidence in young learners. For example-

Q. How are you? I am fine, Thank you.

I am thirsty, Please give me water. I am hungry, Please give me food/fruit. I have finished my work/food.


Use of golden words- please, sorry, thank you.

NOTE:-

- Complete all your holiday homework on A4 sized coloured sheet.
- Make a paper bag to keep all the loose sheets in it.
- Ensure it's sturdy enough to protect your work.
- Please do write your ward's name in Block letters on each loose sheet.



My vacation Journal




By: _____

Worksheet- 2

Yellow Colour- SUN (TEARING AND PASTING ACTIVITY)

Instructions:


Use yellow paper for inner core and old newspaper for the outer core. Use googly eyes for the eyes.



Worksheet- 3

International Yoga Day

Here are some asanas you can do with children. Paste photo of child practicing any 1 asana.



Triangle Pose



Warrior Pose



Cobra Pose



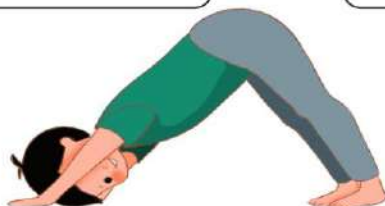
Camel Pose



Boat Pose



Easy Pose



Down Dog Pose




Plow Pose

Big and small

Identify big and small object and color them



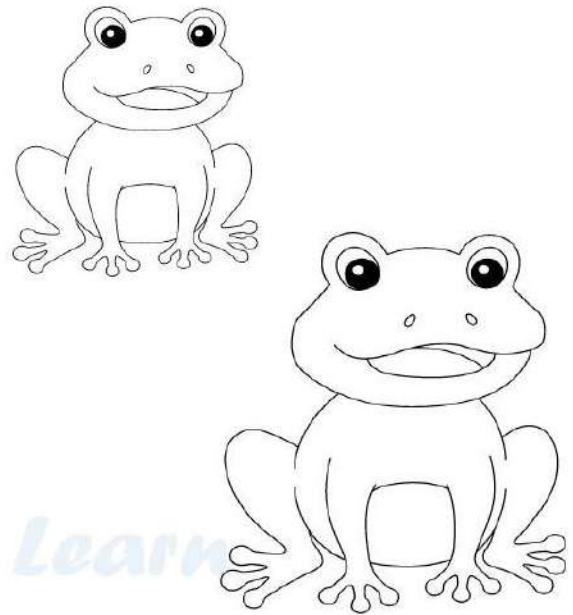

(Hint: color big object with blue and small green)



Big and small

Identify big and small object and color them

(Hint: color big object with red and small purple)

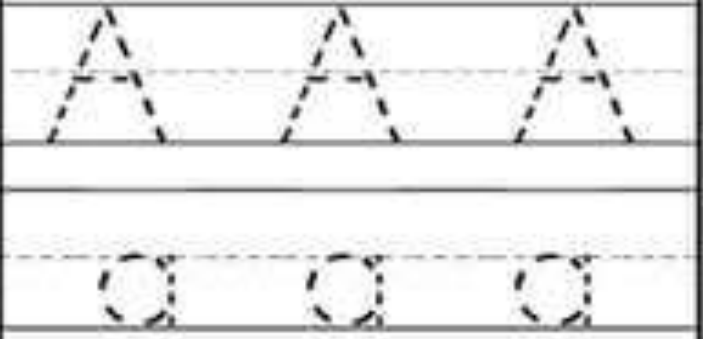


Worksheet- 6


Color it



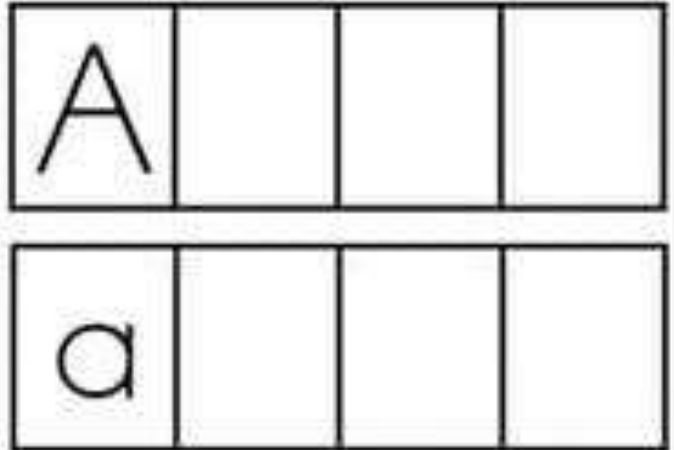
Trace it



Find it



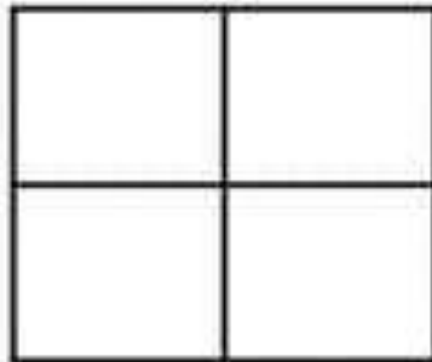
Write it



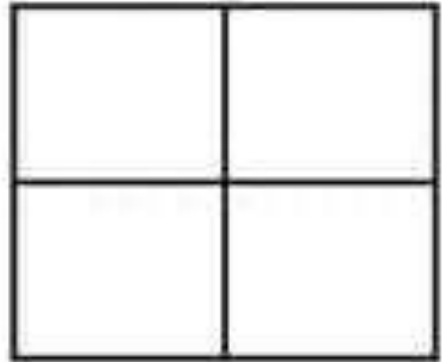
Paste it



A



a



Let's Write



Aa

Aa

Aa

Aa


Handwriting practice lines consisting of multiple sets of horizontal lines. Each set includes a top red line, a middle blue line, and a bottom red line, providing a guide for letter height and placement.

Letter Practice: Bb

Say it!

Bb

Trace it!



Color it!



Match it!

B.

- d
- b
- p

Write it!

- - - - -

Find it!

d b B D

p B q b

b P d B

Let's Write 

Bb

Bb

Bb

Bb

Handwriting practice lines consisting of multiple sets of four horizontal lines (two red outer lines and two blue inner lines) for practicing letter formation.

Let's Write



0

0 0 0 0 0 0 0

1

1 1 1 1 1 1 1

2

2 2 2 2 2 2 2

3

3 3 3 3 3 3 3

0

0 0 0 0 0 0 0

1

1 1 1 1 1 1 1

2

2 2 2 2 2 2 2

3

3 3 3 3 3 3 3

Let's Write

Number Tracing

0	0	0	0	0
1	1	1	1	1
2	2	2	2	2
3	3	3	3	3

Number Tracing

0	0	0	0	0
1	1	1	1	1
2	2	2	2	2
3	3	3	3	3

Worksheet- 12

Circle the correct number







 1 2 3

 1 2 3

 1 2 3

 1 2 3

Colour and match

	2
	1
	3
	1
	3
	2

A dashed line connects the third star to the number 3.